

A Guide to the Oxford Online Placement Test (OOPT)

Can I prepare for the test?

Yes, you can. It is possible to prepare for the test by:

- 1) Learning more about the test format
- 2) Working on specific areas of your English (Grammar, vocabulary, phrasal verbs and idioms)

Common European Framework Guided Learning Hours

CEFR Level	Guided Learning Hours
A1: Beginner	90-100
A2: Elementary	180-200
B1: Intermediate	350-400
B2: Upper-Intermediate	500-600
C1: Advanced	700-800
C2: Proficient	1000-1200

What do all these letter and number combinations mean? B2? C1?

The letter-number combinations have replaced such expressions as beginner, intermediate, upperintermediate etc. You can read more about them here:

http://en.wikipedia.org/wiki/Common_European_Framework_of_Reference_for_Languages

Test format

1) Before you start

Double check the sound is turned on. If it is turned off, turn it on.

Double check the in headphones are plugged properly.

Starting the test

The OOPT is an online test so you will need to launch a web browser

You will have been given a slip that looks like this.

Type the web address on it into the browser:

www.oxfordenglishtesting.com/login

You won't need the information on the far left.

Go to <http://www.oxfordenglishtesting.com/login> and enter the details below into Organisation login

Student name:	User name:	Password:	Org ID:
Student 001 Group 77424	u2006492	ipnguJeG	000321

Note: numbers in passwords are underlined

2) You will see this page

Now enter your details from your login slip in the spaces provided and click on the login button.

If you make a mistake you get the error message: Invalid login details, please try again. Enter your details again.

You probably made one of these mistakes:

i) You entered the information under Student name.

Ignore this information.

ii) The password is case sensitive: so 5b8HsQLi, not 5b8hsqli.

OXFORD UNIVERSITY PRESS

out more >

Register

Sign in to your account

Please sign in with your Oxford English Testing username and password or register for an account

Username

Password

I have an organisation ID

Sign in

Forgotten your username or password?

iii) Numbers (5 and 8 in this case) are underlined. This is just to make it easier to recognize them as numbers. Don't try to underline the numbers.

3) If you entered everything correctly this is the next page you see

- First name / last name: Enter your first and last name in the exact same format as on your Passport.
- Email: You have to enter an email address. If it won't accept it, make up an email address: Dfsfssdsdfsdf@yahoo.com, or student@student.com
- Click save and then confirm your save.

4) After you click save you will see this page. Just click on the Oxford Online Placement Test and a new window will open.

5) Select your starting level

If you get the first few questions right at the mid-level the system will start asking you harder questions until it finds your level. If you get the first few questions wrong, the system will start asking you easier questions until it finds your level.



The test

The test is divided into two parts:

- 1) The first part tests your Use of English.
- 2) The second part tests your Listening skills.

The exact number of questions you have to answer depends on you.

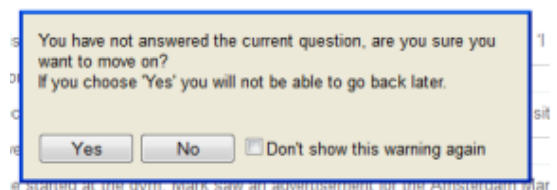
After one or two mid-level questions, the test will start giving you slightly harder questions and keep giving you slightly harder questions until you start getting questions wrong. That borderline between where you get questions right and get questions wrong is your score.

The more inconsistent you are, the longer the test will take to judge your English level. So if you get some mid-level questions right but others wrong, the system will need to ask you more questions to make sure what level you are.



Please note:

- There is a time limit (**The time is set for 60 minutes for this test**). When you have only 15 minutes left, you will see a notification message.
- If the internet connection stops for any reason, the exam will automatically stop. You can resume your test as soon as you're back online.
- If you leave a space blank you will see this error message.
- You cannot go back to questions you skipped.



Section 1: Use of English

Use of English • Section 1: Approximately 30 Questions

In section 1, there are **three** main types of questions.

Type 1

You can see an example of the first type of question on the right.

What does it test?

These questions will be testing your knowledge of grammar and vocabulary.

Format

There is a short conversation and a dropdown menu gives you a choice of **four** answers.

Select a word or phrase to complete the conversation shown below.



Man: I had to [dropdown] that job offer in the end.
Woman: Why?
Man: The salary just wasn't good enough.

Type 2

These questions are slightly harder to answer.

What does it test?

These questions will be testing your knowledge of:

- I) Phrasal verbs
- II) Idioms
- III) Irony and sarcasm

Format


In this question type, you have to read the dialogue on the right of the screen.

Use of English • Section 1: Approximately 30 Questions

Read the dialogue. Then, select the correct answer from the options below.

11. What does the man mean?

- A. I'm not worried about missing the start of the play.
- B. I need to leave at 8 pm to be on time for the play.
- C. I'm not going to miss any part of the play.



Woman: Don't you need to leave now if you want to see the beginning of the play?
Man: Don't worry about it. It doesn't start until 8 pm.

The question will ask you about one of the comments/questions of one of the people talking and will be framed like this:

What does the man mean?

What does the woman mean?

What does the **second** comment mean?

Read the dialogue. Then, select the correct answer from the options below.

12. What does the woman mean?

- A. It's losing a lot of money.
- B. It's bringing in a lot of money.
- C. It's hardly making any money.



Man: Timothy's business seems to be doing...
Woman: Actually, I think he's only just about breaking even.

Type 3: Cloze test

What is a cloze test?

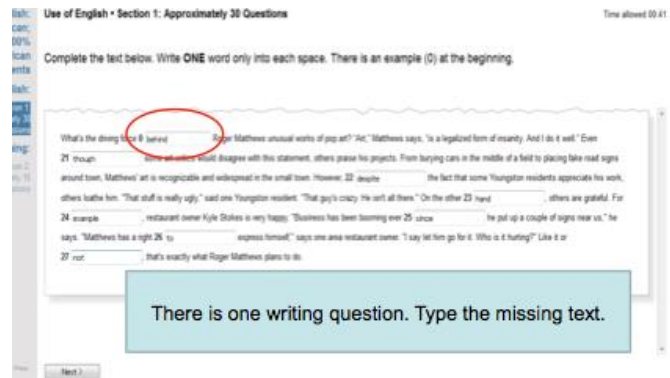
The computer system compares the answer you type into the gap with the correct answer, or answers, stored in the system.

What does it test?

This section will be testing your reading comprehension and ability to understand a text. In particular, it will be testing your knowledge of grammar and vocabulary.

Type only one word in each space.

When you have finished this question, the first section is over.



Section 2: Listening

- Put on your headphones and double check the sound is on.
- You can play each recording twice.
- There are **two** types of questions:

Type 1: Only one question per recording

Type 2: There are two questions per recording.



End of Test

Thank you for taking this test.

Your results are available from the institution that provided you with your login and password.

Good Luck

Higher Language Institute - Damascus University