

-β

2004/06/02

2004/12/26

precursors

-β

.A

.

:

- β - Cis -13

- β - Cis -9

-β -Trans

.

A

-β- :

Determination of the geometrical isomers of β-Carotene in palm oil using high performance liquid Chromatography (HPLC)

Francois Karabet, Gazel AL-Yafi and Nada AL-Shaal

Department of Chemistry-Faculty of Science-Damascus University-Syria

Received 02/06/2004

Accepted 26/12/2004

ABSTRACT

An HPLC separation of the geometric isomers of β-carotene was developed to evaluate the Provitamin A content of Palm oil . Different stationary phases were studied, the best separation of all-trans-, 9-cis- and 13-cis-β-carotene were obtained with calcium hydroxide columns using isocratic elution . Eluent was n-hexane or isooctane or mixtures of them. These techniques were used to determine the provitamin A content of palm oil .

Key words : β - Carotene – Vitamin A – Liquid Chromatography .

.Carotenoids

(β -ionone) $-\beta$
 .Precursors for Vitamin A A C -11
 A

.1/ reversed Phase

$-\beta$
 $-\beta - \text{Cis} -13$.2/ A
 $-\beta - \text{trans}$ 38% 53% $-\beta - \text{Cis} -9$
 $\text{cis} -13$ $-\alpha - \text{trans}$ /3/
 23% 22% 37% $-\alpha - \text{cis} -9$ $-\alpha -$
 .4/ $-\beta - \text{trans}$

/5 , 6/
 A $-\beta - \text{trans}$

$-\beta$
 .A
 A

A

.7/
 /12/ /10 , 11/ /9/ C₁₈
 /8/
 .13/

-β

.A

: -1

16 10% / ()

Jasco -2

:
125x4 mm I.D Lichrospher – 100 RP-C18, 5μm
10μl Rheodyne Model :
UV-VIS (UV-970) :
470 nm :
:

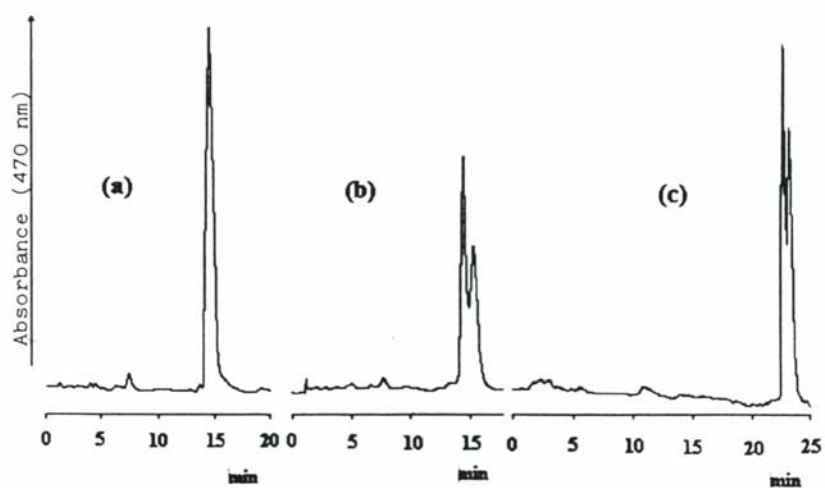
A -3

A 6 μg RE . -β-
.2 , 3/

(-) C₁₈
.(-) (-) (-)
10:90 :
Cis-Isomers . /

(1)

C18



(b,c) (a) $-\beta$ -trans (1)

Column 125x4 mm I.D. with LiChrospher 100 RP-18, 5 μ m :
 = (c) / 1 / (10:90) : = (a,b) :
 / 0.7 5 50% (15)
 470 nm :

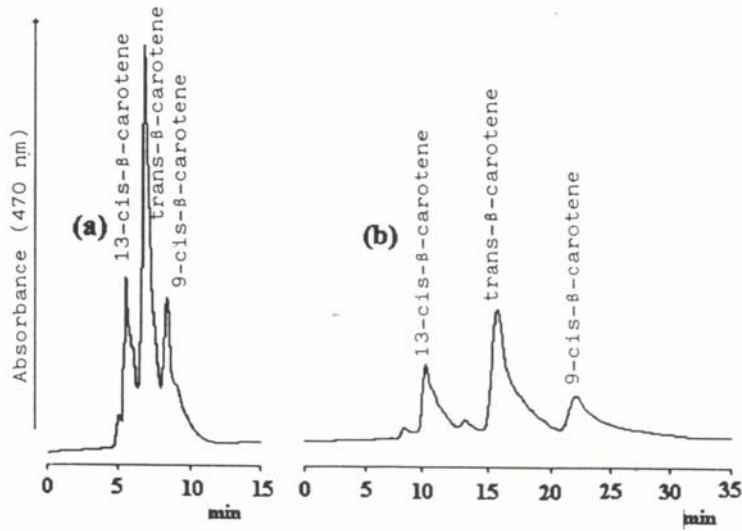
Ca(OH)₂

.0.5 ml / min

$-\beta$
(2)

(2)

$-\beta$ -trans



-β-trans

(2)

Column 250x2.2 mm I.D. with Ca(OH)₂ :

/ 0.5

(b)

(a) :

470 nm

:

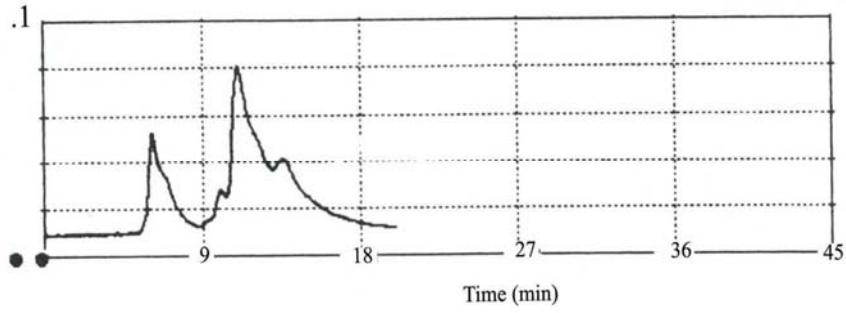
-β

.RE

(3)

-β - trans

- β - Cis -13



(3)

Column 250x2.2 mm I.D. with Ca(OH)₂ :
 / 0.5 :
 440 nm :

(1)

. A

A

(1)

RE / 100 g	(mg/100g) A					
	9-is-β-Carotene	trans-β-Carotene	13-cis-β-Carotene	α-Carotene		
3960	2.36	19.6	1.37	5.67	1	
	1.43	19.2	0.77	5.77	2	
	2.11	19.9	1.45	5.42	3	

-β

(1)

-β

.A

- β- trans

- α

3960 RE

/14/

-β

REFERENCES

1. Will, O.H. and Ruddat, U. *LC Mag.*, 2 (1984) 610.
2. Rodriguez-Amaya, D.B. *Micronutr.*, J. 5 (1989) 191.
3. Bauerfeind, J.C., *Agric. J. Food Chem.*, 20 (1972) 456 .
4. Sweeney, J. P. and Marsh, A.C. *Nutr, J.* 103 (1973) 20.
5. Deuel, H. J., Johnston, Jr., C. Meserve, E.R. Polgas A. and Zechmeister, L. *Arch. Biochem.*, 7 (1945) 247.
6. Johnson, R.M. and Baumann, C.A., *Arch. Biochem.*, 14 (1947) 361.
7. Carvalho, P. R. N., Collins., C. H. and Rodriguez - Amaya, D. B. *Chromatographia*, 33 (1992) 133.
8. Brauman, T. and Grimme, L.H., *Biochim.Biophys. Acta*, 637 (1981) 8.
9. Reeder, S.K. and Park, G.L., *Assoc. J. Off. Anal. Chem.*, 58 (1975) 595.
10. Stewart, I., *Assoc. J. Off. Anal. Chem.*, 60 (1977) 132.
11. Stewart, I., *Aric J.. Food. Chem.*, 25 (1977) 1132.
12. Bushway, R. J., *Chromatogr, J. Liq.* 8 (1985) 1527.
13. Gillan, H.T., Johns, R.B. and *Chromatogr, J. Sci.*, 21 (1983) 34.
14. Trujillo-Quijano, J.A. Rodriguez-Amayam, D.B., Esteves, W. and Plonis, G.F. *Fat. Sci. Technol*, 92 (1990) 222.