

/ ( )

(

•

-

•

-

(... )

-

-

.. )

---

( ) :

.

.

-

:

.

.

.

.

.

.

:

Skills

Concepts

Attitudes

Environmental Protection

.1976

1983

.1982

) .

(32 1992

" (1986)

"

"

"

1988/1987

/

)

2000

( )

(1999

)." "

2004/2003

2005/2004

**-1**

"

"

(341 1987 )....  
(1981)

:

-1

-2

-3

)

-4

-5

-6

-7

-8

( )

-9

(28 1985 ) .

:

:

:

:

:

:

:

( - - - )

.

.

.

.

.

)

( - - -

:

:

:

.

.

.

.

.

..

)

:

:

)

(21-19 1989 - ).(

:

**-2**

/

:

"

)

:

-

."

"

(

:

-

:

-

.(28

). .



)  
.1988 .1995 .1988 .1998/1997 .1990  
(...  
:  
-1  
-2  
:  
**-3**

.. )

---

-  
:  
.  
/  
.  
/  
.  
"  
-  
/  
/  
/  
:  
- 4  
:  
-1  
)  
.(

)

.(

: -2

. -3

. -4

: -5  
( ) -

( )

:

( )

):

(

)

.( )

(

..

)



( )

-

( )

:

-

( )

:

**-6**

:

( )

:

)

.(

.(...

:

.

:

( )

:

4

)

:

(

5-1

:

10-6

:

10

:

:

(70 2005/2004 )

:

(132 2 2004 /2003 ) .

:

:

.(252 ) .

:

-7

(1988)

(1985)

.(1988)

.(1988)

( Paulsen, 1979)

:

.(1995)

( Android, 1979)

(1984)

(1983)

(1981)

(1988)

.(1985)

..(1990)

.(1989)

(1995)

:(2000)

:

:( Bueths, 1985) : -1

:

-

-

-

:

(1990) : -2

.

:

-

- - - )

.( -

-

:

.

.

1990 )

.(337

"

" ,( 1995 ) : Dobby -3

:

.(2005 ) .

" (1995) : -4

" .

"

" (1996) : -5

:

"

-1



- 2

- 3

- 4

:

-

-

-

:

\*

- 1

- 2

- 3

..

)

" Kaiser and Others (1996 ): -6

"

%40

(1998/1997) : -7

%60

%34

.%78

%90

%63

(%82 )

.%38

(%60)

(%78)

.(%51)

**(1999) : -8**

**( 2003): -9**

( )

..

)

:

:

-1

-2

-3

**8**

**1/8**

( )

.Spss

:

:

**-2/8**

:

:

**1/2/8**

:

:

:  
( ) ( - - )

( - )

.

.

.

.

.

.

: -

:

: -

.

: -

: -

( 0.868)

∴ )

0.868	39	47
	38	42
35	31	
10	14	
32	30	
36	30	
15	7	
15	11	
32	26	
12	10	
20	20	
17	12	
19	17	
14	19	
23	16	
25	21	
23	18	
35	31	
13	15	

∴ ∴ 2/2/8

26 2005/2004

.( )

-1/2/8

: -

: -

: -2

**(0.862)**

0.8627	41	33	51	66	49	50	47	44	51	39	52	50	43	26	39	35	22	
42	31	45	58	46	46	40	30	45	35	50	55	40	30	40	40	40	20	

: **-9**

-1/9

**(1)**

3605	547	920	2138	71329	36432	34897	109	2	57	50

**2004 /2003**

: **-2/9**

12 : 10 : -

)

136 : -

(2)

( 136)				
136	10 < 46 %34	10-6 32 %23.7	57 5-1 %42.2	
136	50 %37	73 %54	12 %8.9	

( ) :

( )

1

( %48) : -

%6 . %10

%54 %58 -  
%42.5



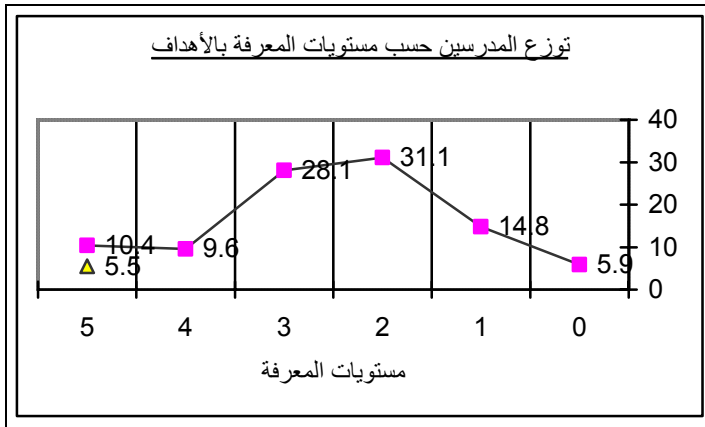
Multiple Comparisons

0.05

%34.3

( %50)

%54.3



:

-2

( %25.5 )

( %24.5)

(%23.5) :

( %21)

(%25)

( 5-3)

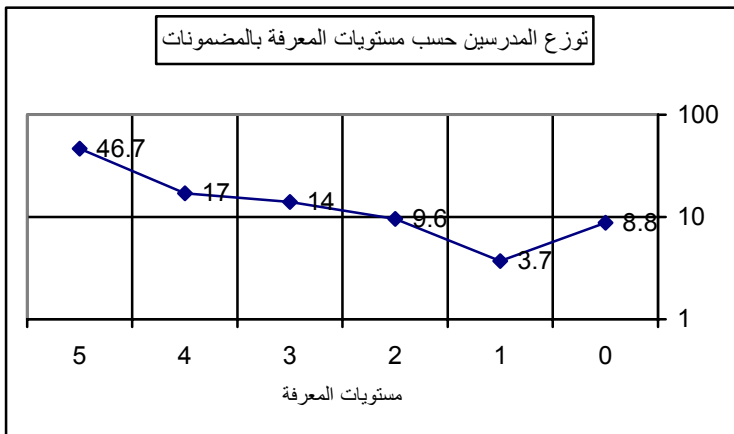
.%27,3

( 5-3)

% %21,8

%17,7

%29,7



:

-3

( )

:

:

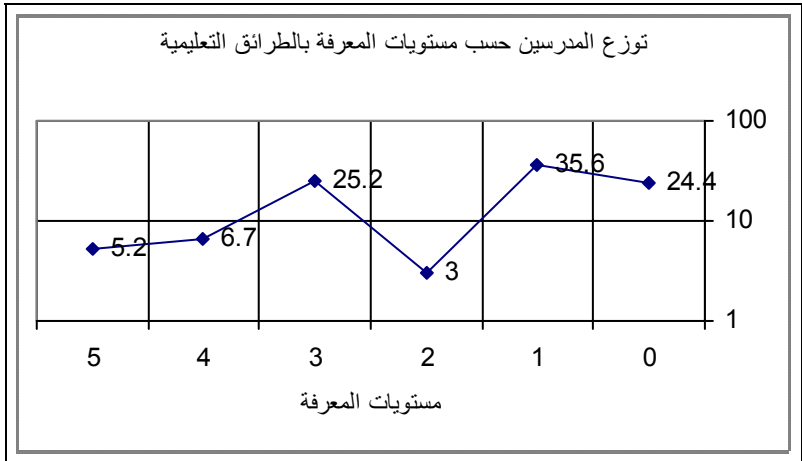
%33.5 .

( 5-3)

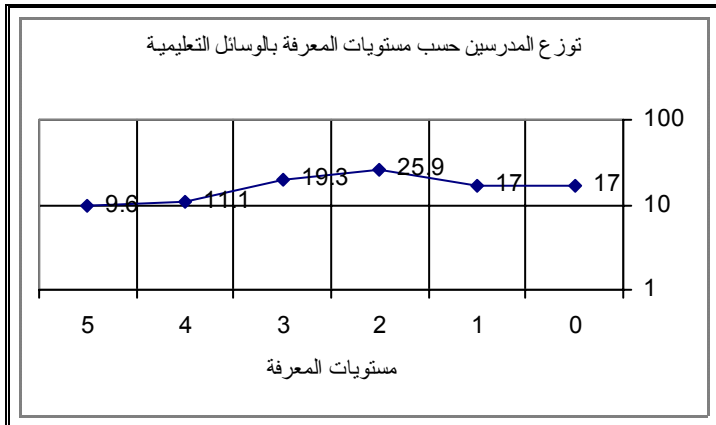
%12,8

-

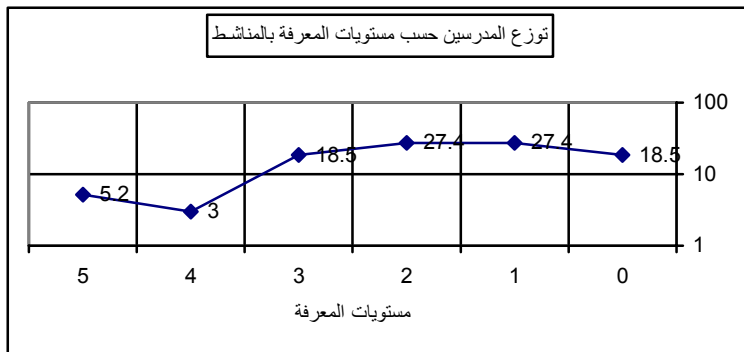




: -2/4  
 (%40) : -  
 %17 (5-3)  
 (%52) -  
 %33  
 ( 5-3) -  
 %39.1 - %40.6 - % 41.4



: -5  
 (5-3) %27 : -  
 %18.5 .  
 (5-3) %32 -  
 %23 % 25



%24 . %37 -  
 %15.6 (5 -3)

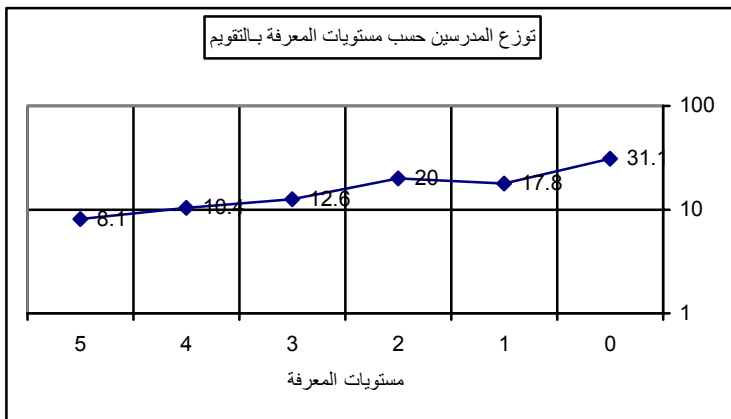
)

6

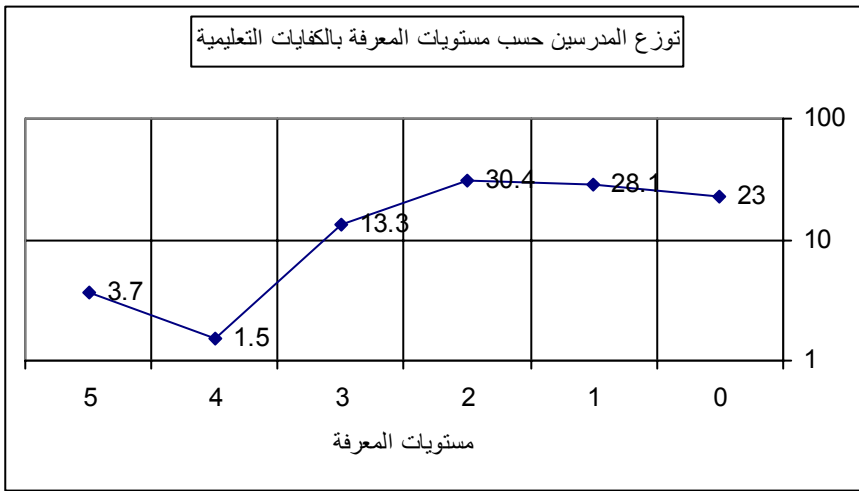
( 5 -3) : %31  
% 28.7 %16  
%17 %38  
%28 (%31)  
( 5-3) %35  
%21.7 % 31.0  
%46.8

Test of : )

( Homogeneity Variances

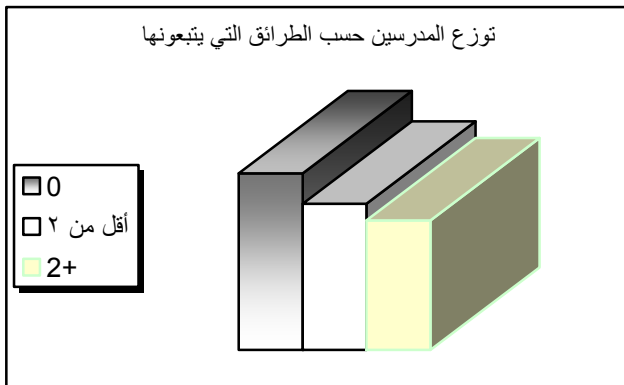



: -7  
 %23 . %18.5 -  
 %16.5 -  
 %22  
 %15.5  
 %17.4 %25



:  
 / ( )  
 : -1

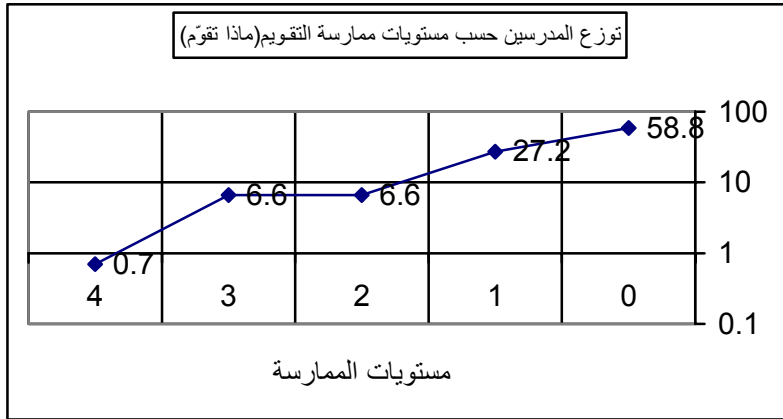
)







)  
%33.8 .



%56

%65

%33.3

%3

3

%25

%10

%41.3

%78.3

%62.5

%6

%7

%9

0.05 ( 10-6)

( 5-1)

:( ) -2/3

(%67.6)

%28

4-3

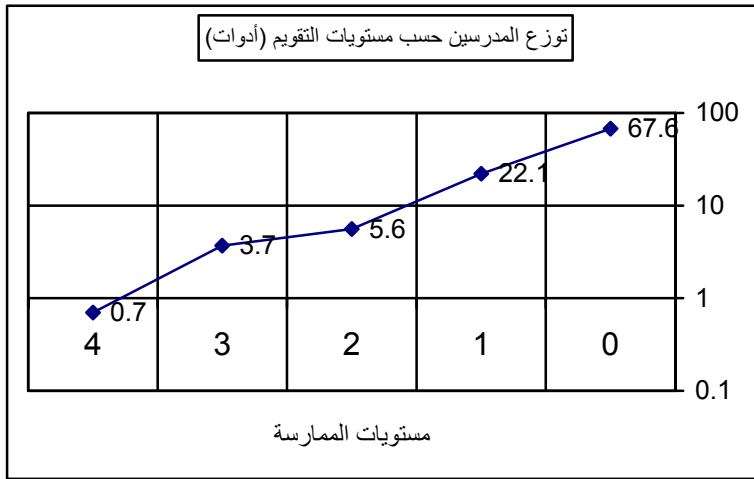
%4.5

%1

%3.5 -

%5 %8 %6 :

( )



: -4

- 27 -

.( 2005/2004)

..

)

:

:

%45

:

-1/1

-

(%26)

!(%53)

%27.5

%14

-

%26

%25.4

%29.1

% 24.1

-

(Anova)

:

-

:

-2/1

(%49.5)

-

(%72.8)

%47

%55.5

%31.3

: %47,8 %50.8 %51,7 -

-

: -3/1

%66.5 -

%7.5

:

!

%70.5

% 56

. %63.5

:

%66,4 %66 %67,0 -

: -4/1

%23.2

%73.0

)

%21.5 . %26

%22,3. %18 . %26,7 :

0.01

( 10-6)

( 5-1)

:

-5/1

%64

) .

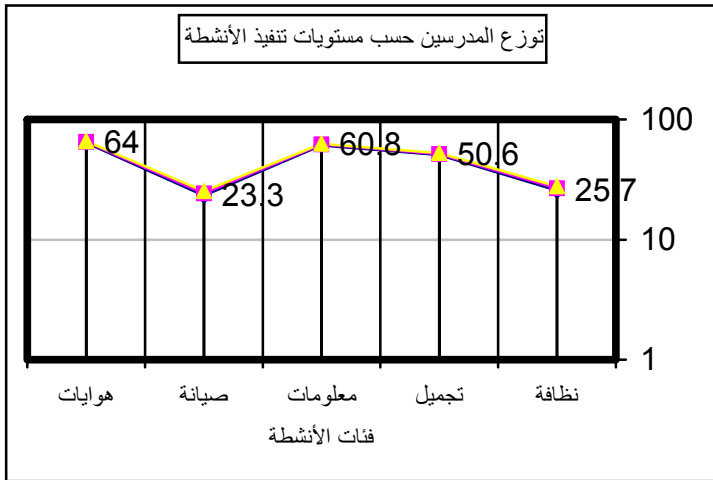
(...

%63.2 %65.4

%55

%67,4 %65,6 %59,6

(Anova)



:

/ /

:

:

-1

00.1

0.354

\*

:

-2

-1/2

..

)



-2/2

.00.1      0.265

0.144      -3/2

.00.1

-4/2

.00.1

-5/2

.

-6/2

. 00.1

-7/2

00.1

:

:

-

( )

)

-

(

-

( )

-



.  
 :  
 : **-1**  
 ( ) -  
 .  
 .  
 -  
 -  
 :  
 .  
 : **-2**  
 :  $-1/2$   
 -  
 .  
 -  
 /  
 : -  
 .  
 .( ) -  
 : /  $-2/2$   
 ( ) -  
 ...

.. )

---

( )

-

-

-3/2

)

-

-

-4/2

(... )

-

-

-

/

-5/2

/

-

/

/



..

)

---

1	(2005/2004) :	-
	(1995) :	-
	(2005) :	-
	(1992) :	-
	(1985)	-
	( 1985) :	-
	(2000) :	-

(1988) -

(1995) : -

- (1996) : -

- : (1990): -

(1981) : -

(1999) : -

(1988) : -

..

)

(2003) -

(2000) : -

2

(1988) : -

(2004/2003) : -

(1987) :( ) -

(1998/1997): . . -

(1999) : -

/61/

.1999/8/1

(9) (1989) : -

:

:

:

(1983) : -

(1986) : -

( 1989) : -

: ( 1989) : -

(6)

(1992) -

- UN (1) Unesco, UNEP (1979): La Charter de Belgrade, op, cit. -

-Unesco – UNEF (1976), " the Belgrad Charter, A Global frame work for environment education ", connect, vol. ( 1 ).

- Dopy, Dones, (1995) Axpamental of Nourth Carolena Stat About of Environmental Education planning.

- Kaiser, Floraian, G and others,(1996), Environmental Attitude and Educational Behavoir, Microfich pepar presented At annual Meating of American Pscyological Association.

..

)

:

:

:

1

:

2

:

.2005/2004

(2-1)

:



(1)

/

: -

: :

: :

:

$$\boxed{\phantom{00}} + \boxed{\phantom{00}} \boxed{\phantom{00}}$$

$$\boxed{\phantom{00}} \quad \mathbf{10} \quad \boxed{\phantom{00}} \quad \mathbf{10-6} \quad \boxed{\phantom{00}} \quad \mathbf{5-1} \quad |$$

		-1
-1	:	1/1
-2		
-3		
-4		
-5		

		2
-1 -2 -3 -4 -5	( ) :	1/2
-1 -2 -3 -4 -5	:	2/2
-1 -2 -3 -4 -5	:	3/2
		-3
-1 -2 -3 -4 -5	:	1/3
-1 -2	:	2/3

-3 -4 -5		
-1 -2 -3 -4 -5	:	3/3
		4
-1 -2 -3 -4 -5	.	/
-1 -2 -3 -4 -5	.	2/4

-1 -2 -3 -4 -5	:	5
		6
-1 -2 -3 -4 -5	:	1/6
-1 -2 -3 -4 -5	( )	2/6
		-7
-1 -2 -3 -4 -5	:	

( 2 )

- × -1  
 (2005/2004) -

			-1
			-2
			-3
			-4
			-5
			-6
			-7
			-8
			-9
			-10
			-11

..

)

---

			-12
			-13
			-14
			-15
			-16
			-17
			-18
			-19
			-20
			-21
			-22
		) (..	-23
			-24
			-25
			-26
		(.. )	-27

:

-28
-29
-30
-31
-32

:





× -2

:

3


-4

( )

-1
-2
-3
-4
-5

..

)

)

-5

(

-1
-2
-3
-4
-5

---

2006/7/13