



# أهمية النشر الخارجي

د. شادي العظمة

مدير إدارة البرامج الأكاديمية في هيئة التميز والإبداع

# البحث العلمي كماً ونوعاً

---



















البحث العلمي كماً  
على مستوى الجمهورية العربية السورية















---



















۲۰۱۹

|    | Country  | ↓ Documents | Citable documents | Citations | Self-Citations | Citations per Document | H index |
|----|--|-------------|-------------------|-----------|----------------|------------------------|---------|
| 1  |  Iran                   | 64744       | 62836             | 54671     | 23561          | 0.84                   | 329     |
| 2  |  Turkey                 | 49930       | 47226             | 29044     | 8897           | 0.58                   | 443     |
| 3  |  Saudi Arabia           | 27715       | 26772             | 29040     | 9222           | 1.05                   | 361     |
| 4  |  Egypt                  | 25314       | 24356             | 18633     | 6377           | 0.74                   | 288     |
| 5  |  Israel                 | 23195       | 21345             | 21424     | 4197           | 0.92                   | 721     |
| 6  |  Iraq                   | 12821       | 12690             | 5086      | 2102           | 0.40                   | 109     |
| 7  |  United Arab Emirates   | 9047        | 8619              | 7223      | 1468           | 0.80                   | 216     |
| 8  |  Jordan                 | 5366        | 5240              | 3415      | 977            | 0.64                   | 176     |
| 9  |  Qatar                  | 4430        | 4129              | 4877      | 983            | 1.10                   | 178     |
| 10 |  Lebanon                | 3938        | 3687              | 2962      | 544            | 0.75                   | 216     |
| 11 |  Oman                  | 2316        | 2191              | 1581      | 331            | 0.68                   | 140     |
| 12 |  Kuwait               | 2304        | 2197              | 2450      | 618            | 1.06                   | 162     |
| 13 |  Palestine            | 1019        | 985               | 809       | 169            | 0.79                   | 104     |
| 14 |  Bahrain              | 992         | 932               | 659       | 91             | 0.66                   | 94      |
| 15 |  Yemen                | 672         | 654               | 535       | 136            | 0.80                   | 78      |
| 16 |  Syrian Arab Republic | 564         | 546               | 267       | 69             | 0.47                   | 113     |

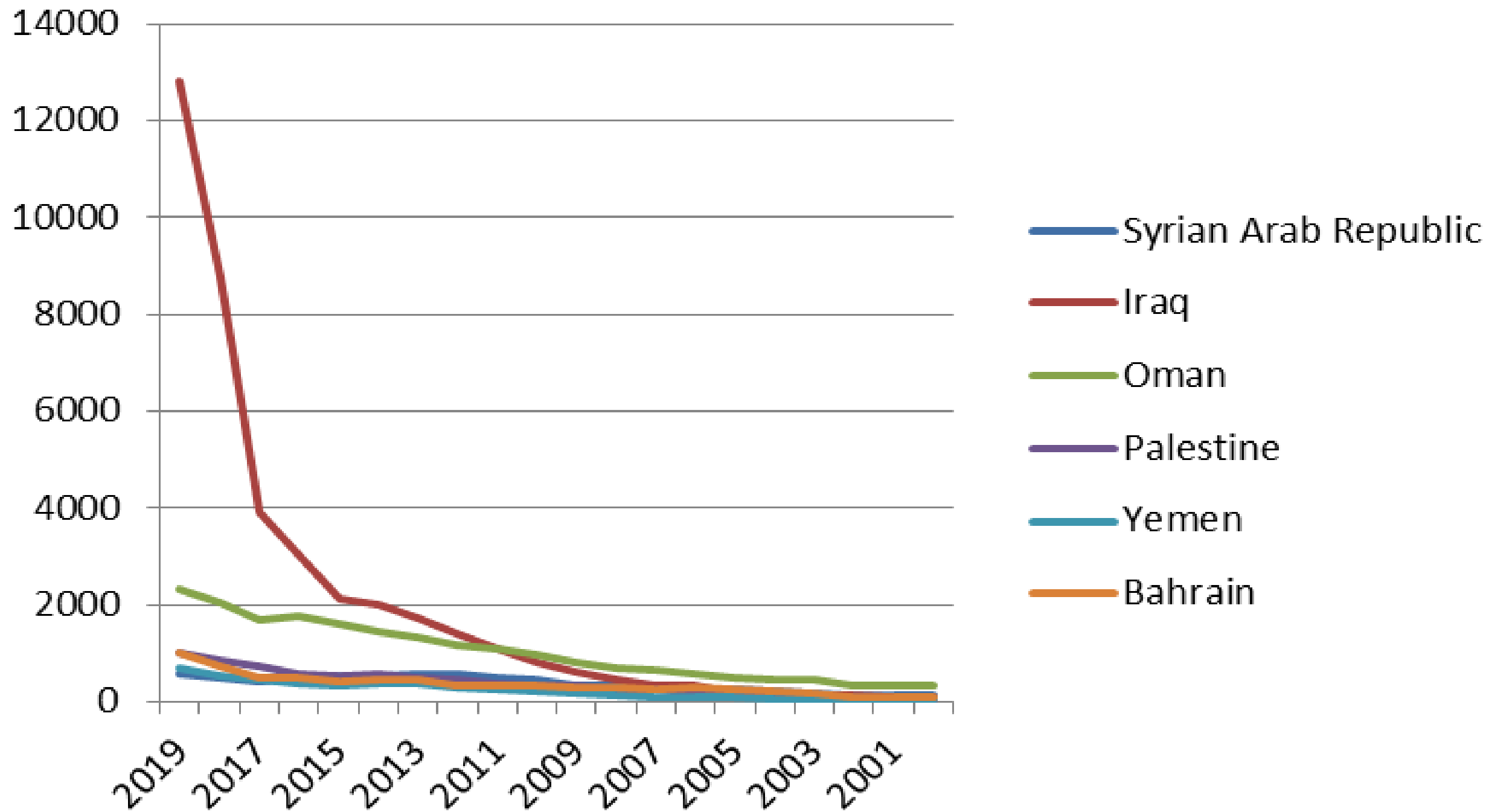
# 2020

|    | Country  | ↓ Documents  | Citable documents | Citations | Self-Citations | Citations per Document | H index |
|----|--|--------------|-------------------|-----------|----------------|------------------------|---------|
| 1  |  Iran                      | <u>74440</u> | 69754             | 83903     | 32610          | 1.13                   | 376     |
| 2  |  Turkey   | <u>59027</u> | 53802             | 52202     | 13840          | 0.88                   | 500     |
| 3  |  Saudi Arabia   | <u>38718</u> | 36301             | 55737     | 16694          | 1.44                   | 425     |
| 4  |  Egypt  | <u>32323</u> | 30697             | 37825     | 13737          | 1.17                   | 322     |
| 5  |  Israel   | <u>28488</u> | 22743             | 37179     | 5853           | 1.31                   | 786     |
| 6  |  Iraq                      | <u>19110</u> | 18711             | 10725     | 4357           | 0.56                   | 131     |
| 7  |  United Arab Emirates   | <u>11363</u> | 10079             | 14010     | 2657           | 1.23                   | 241     |
| 8  |  Jordan   | <u>6849</u>  | 6540              | 5921      | 1418           | 0.86                   | 198     |
| 9  |  Qatar  | <u>5733</u>  | 5081              | 8636      | 1627           | 1.51                   | 211     |
| 10 |  Lebanon  | <u>4771</u>  | 4249              | 6983      | 870            | 1.46                   | 238     |
| 11 |  Oman   | <u>2805</u>  | 2543              | 4071      | 514            | 1.45                   | 159     |
| 12 |  Kuwait   | <u>2603</u>  | 2345              | 2893      | 410            | 1.11                   | 178     |
| 13 |  Palestine  | <u>1345</u>  | 1204              | 1668      | 286            | 1.24                   | 119     |
| 14 |  Bahrain  | <u>1145</u>  | 1066              | 1037      | 165            | 0.91                   | 106     |
| 15 |  Yemen  | <u>1105</u>  | 1064              | 1615      | 576            | 1.46                   | 86      |
| 16 |  Syrian Arab Republic  | <u>774</u>   | 734               | 584       | 122            | 0.75                   | 121     |

# 2021

|    | Country  | ↓ Documents | Citable documents | Citations | Self-Citations | Citations per Document | H index |
|----|--|-------------|-------------------|-----------|----------------|------------------------|---------|
| 1  |  Iran                   | 77346       | 74739             | 92339     | 31632          | 1.19                   | 416     |
| 2  |  Turkey                 | 67150       | 62799             | 62890     | 16963          | 0.94                   | 535     |
| 3  |  Saudi Arabia           | 48307       | 46932             | 75672     | 25064          | 1.57                   | 478     |
| 4  |  Egypt                  | 38651       | 37329             | 52347     | 19187          | 1.35                   | 349     |
| 5  |  Israel                 | 27243       | 24998             | 35516     | 5923           | 1.30                   | 821     |
| 6  |  Iraq                   | 16998       | 16678             | 13060     | 5040           | 0.77                   | 155     |
| 7  |  United Arab Emirates   | 12968       | 12283             | 20301     | 3456           | 1.57                   | 268     |
| 8  |  Jordan                 | 8071        | 7840              | 9614      | 2378           | 1.19                   | 219     |
| 9  |  Qatar                  | 6209        | 5803              | 11242     | 1838           | 1.81                   | 238     |
| 10 |  Lebanon                | 4662        | 4281              | 6423      | 784            | 1.38                   | 264     |
| 11 |  Oman                  | 3577        | 3359              | 4701      | 722            | 1.31                   | 176     |
| 12 |  Kuwait               | 2905        | 2797              | 3985      | 526            | 1.37                   | 195     |
| 13 |  Yemen                | 1657        | 1599              | 2224      | 704            | 1.34                   | 98      |
| 14 |  Palestine            | 1562        | 1497              | 2238      | 438            | 1.43                   | 131     |
| 15 |  Bahrain              | 1551        | 1452              | 1267      | 156            | 0.82                   | 117     |
| 16 |  Syrian Arab Republic | 1012        | 976               | 845       | 153            | 0.83                   | 130     |





# أكثر الاختصاصات تميزاً في مجال النشر الخارجي

| عدد المنشورات     | عام ٢٠١٩    |
|-------------------|-------------|
| ٥٦٤               | إجمالي      |
| ١٧٣               | (١) الطب    |
| ١٠٧ (٦٣ عام ٢٠١٨) | (٢) الهندسة |
| ٩٤                | (٣) الزراعة |
| عدد المنشورات     | عام 2020    |
| 774               | اجمالي      |
| ٢٥٠               | (١) الطب    |
| ١٤٥               | (٢) الهندسة |
| ١٠٩               | (٣) الزراعة |
| عدد المنشورات     | عام ٢٠٢١    |
| ١٠١٢              | إجمالي      |
| ٣٧٨               | (١) الطب    |
| ١٣٧               | (٢) الهندسة |
| ١٠٨               | (٣) الزراعة |



# عدد النشرات عام ٢٠٢١ بحسب الاختصاصات

1-Agriculture and Biological Sciences (108)

2-Arts and Humanities (5)

3-Biochemistry, Genetics and Molecular Biology (69)

4-Business, Management and Accounting (11)

5-Chemical Engineering (31)

6-Chemistry (52)

7-Computer Sciences (88)

8-Decision Sciences (7)

9-Dentistry (95)

10-Earth and Planetary Sciences (47)

11-Economics, Econometrics and Finance (9)

12-Energy (30)

13-Engineering (137)

14-Environmental Sciences (94)

15-Health Professions (9)

16-Immunology and Microbiology (26)

17-Material Sciences (98)

18-Mathematics (61)

19-Medicine (378)

20-Multidisciplinary (34)

21-Neuroscience (7)

22-Nursing (5)

23-Pharmacology, Toxicology and Pharmaceutics (68)

24-Physics and Astronomy (82)

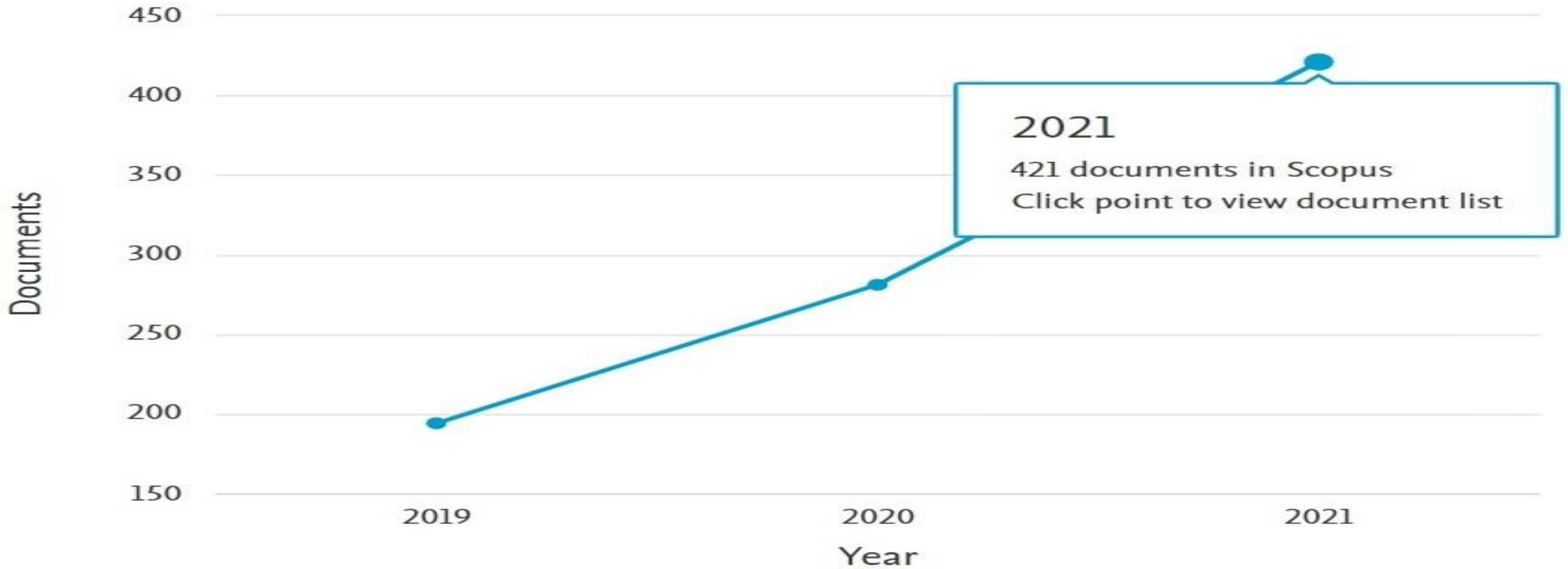
25-Psychology (4)

26-Social Sciences (41)

27-Veterinary. (9)

# البحث العلمي كماً جامعة دمشق

Documents by year



# البحث العلمي النوعي

---

• هناك معايير عالمية للتميز في مجال النشرات العلمية في المجلات العالمية المحكمة، من الممكن أن تصنف وفق مايلي:

١. Ex ante: هذا المعيار يكون بحسب جودة المجلة التي تم النشر فيها، حيث أن هناك عدة معايير لتصنيف المجلة بسحب قواعد البيانات العالمية تركز بشكل أساسي على معامل التأثير التي حصلت عليه المجلة.

٢. Ex post: هذا المعيار هو بعدي، ويركز على أثر المقال الذي تم نشره من حيث الاستشهادات والتنزيلات من قواعد البيانات العالمية خلال فترة من الزمن، دون الأخذ بعين الاعتبار ما هي المجلة التي تم النشر فيها.

# تصنيف المجالات العالمية ضمن سكوبس EX ANTE

- تحتوي قاعدة بيانات سكوبس على ٢٧ اختصاصاً تغطي كل العلوم.
- يتم تصنيف المجالات العلمية المعتمدة ضمن كل اختصاص بحسب معامل التأثير التي تحصل عليه خلال إحدى السنوات بنتيجة تقسيم عدد الاستشهادات لثلاث سنوات سابقة على عدد المقالات المنشورة خلال نفس الفترة.
- تختلف أهمية قيمة معامل التأثير بحسب الاختصاص.
- لبيان أهمية المجلة يجب التركيز على ما قيمة ال Percentile. يتم تصنيف المجالات على أساس أرباع (Q1, Q2, Q3, and Q4). الأكثر تميزاً هي Q1 (الربع الأول) والتي تشمل على أهم ٢٥% من المجالات في تخصص معين بحسب معامل التأثير.
- عامل التميز ضمن التميز (best of the best)، هو ما يسمى بالقيمة العشرية (Decile). حيث يتم تصنيف المجالات ضمن أعشار. تمثل القيمة الأهم في الوسط الأكاديمي العالمي DI العشر الأول والتي تشمل على أهم ١٠% (top 10% percentile) من المجالات في تخصص معين بحسب معامل التأثير. Cite score

# تصنيف المجالات العالمية ضمن سكوبس EX ANTE



Scopus Preview

Author Search

Sources



Create account

Sign in

## Sources

Subject area



Enter subject area



### Improved Citescore

We have updated the CiteScore of research impact, earlier. The previous CiteScore years (ie. 2019)

[View CiteScore methodology.](#)

Filter refine list

Apply

Clear filters

Display options

- Management Science and Operations Research
- Statistics, Probability and Uncertainty
- Dentistry
  - Dental Assisting
  - Dental Hygiene
  - Dentistry (miscellaneous)
  - General Dentistry
  - Oral Surgery
  - Orthodontics
  - Periodontics
- Earth and Planetary Sciences
  - Atmospheric Science

des an indication  
ctively for all  
available.

[Download Scopus Source List](#) [Learn more about Scopus Source List](#)

View metrics for year: 2020

# تصنيف المجلات العالمية ضمن سكوبس EX ANTE

## Filter refine list

Apply

Clear filters

## Display options

Display only Open Access journals

Counts for 4-year timeframe

No minimum selected

Minimum citations

Minimum documents

Citescore highest quartile

Show only titles in top 10 percent

1st quartile

2nd quartile

3rd quartile

4th quartile

## Source type



258 results

[Download Scopus Source List](#) [Learn more about Scopus Source List](#)

All

[Export to Excel](#)

[Save to source list](#)

View metrics for year: 2020

|                            | Source title ↓   | CiteScore ↓ | Highest percentile ↓              | Citations 2017-20 ↓ | Documents 2017-20 ↓ | % Cited ↓ |  |
|----------------------------|--|-------------|-----------------------------------|---------------------|---------------------|-----------|--|
| <input type="checkbox"/> 1 | Periodontology 2000                                      | 15.0        | 95%<br>1/12<br>Periodontics       | 2,752               | 184                 | 99        |  |
| <input type="checkbox"/> 2 | International journal of oral science <i>Open Access</i> | 13.6        | 99%<br>1/111<br>General Dentistry | 1,812               | 133                 | 80        |  |
| <input type="checkbox"/> 3 | Journal of Clinical Periodontology                       | 10.7        | 87%<br>2/12<br>Periodontics       | 6,608               | 620                 | 84        |  |
| <input type="checkbox"/> 4 | Journal of Dental Research                               | 9.9         | 98%<br>2/111<br>General Dentistry | 7,029               | 708                 | 88        |  |
| <input type="checkbox"/> 5 | Clinical Oral Implants Research                          | 8.6         | 98%<br>1/49<br>Oral Surgery       | 5,618               | 655                 | 86        |  |



# تصنيف المجلات العالمية ضمن سكوبس EX ANTE

## Filter refine list

[Clear filters](#)

## Display options

Display only Open Access journals

Counts for 4-year timeframe

No minimum selected

Minimum citations

Minimum documents

Citescore highest quartile

Show only titles in top 10 percent

1st quartile

2nd quartile

3rd quartile

4th quartile

## Source type



49 results

[Download Scopus Source List](#) [Learn more about Scopus Source List](#)

All

View metrics for year: **2020**

|                            | Source title ↓   | CiteScore ↓ | Highest percentile ↓              | Citations 2017-20 ↓ | Documents 2017-20 ↓ | % Cited ↓ |
|----------------------------|--|-------------|-----------------------------------|---------------------|---------------------|-----------|
| <input type="checkbox"/> 1 | Periodontology 2000                                      | 15.0        | 95%<br>1/12<br>Periodontics       | 2,752               | 184                 | 99        |
| <input type="checkbox"/> 2 | International journal of oral science <i>Open Access</i> | 13.6        | 99%<br>1/111<br>General Dentistry | 1,812               | 133                 | 80        |
| <input type="checkbox"/> 3 | Journal of Clinical Periodontology                       | 10.7        | 87%<br>2/12<br>Periodontics       | 6,608               | 620                 | 84        |
| <input type="checkbox"/> 4 | Journal of Dental Research                               | 9.9         | 98%<br>2/111<br>General Dentistry | 7,029               | 708                 | 88        |
| <input type="checkbox"/> 5 | Clinical Oral Implants Research                          | 8.6         | 98%<br>1/49                       | 5,618               | 655                 | 86        |



# Molecular Oral Microbiology

Formerly known as: [Oral Microbiology and Immunology](#)

Scopus coverage years: from 2010 to Present

Publisher: Wiley-Blackwell

ISSN: 2041-1006 E-ISSN: 2041-1014

Subject area: [Dentistry: General Dentistry](#) [Medicine: Microbiology \(medical\)](#) [Immunology and Microbiology: Microbiology](#)  
[Immunology and Microbiology: Immunology](#)

Source type: Journal

[View all documents >](#) [Set document alert](#) [Save to source list](#)

CiteScore 2020  
**6.7**

---

SJR 2020  
**1.180**

---

SNIP 2020  
**1.106**

[CiteScore](#) [CiteScore rank & trend](#) [Scopus content coverage](#)

**i** Improved CiteScore methodology ×

CiteScore 2020 counts the citations received in 2017-2020 to articles, reviews, conference papers, book chapters and data papers published in 2017-2020, and divides this by the number of publications published in 2017-2020. [Learn more >](#)

CiteScore [2020](#) ▼

**6.7** =  $\frac{855 \text{ Citations 2017 - 2020}}{128 \text{ Documents 2017 - 2020}}$

Calculated on 05 May, 2021

CiteScoreTracker 2021 i

**6.7** =  $\frac{813 \text{ Citations to date}}{122 \text{ Documents to date}}$

Last updated on 06 April, 2022 - Updated monthly

## CiteScore rank 2020 i

| Category                    | Rank    | Percentile  |
|-----------------------------|---------|---|
| Dentistry                   |         |   |
| General Dentistry           | #6/111  | <div style="width: 95%; background-color: #0070C0; height: 10px;"></div> 95th |
| Medicine                    |         |   |
| Microbiology (medical)      | #22/116 | <div style="width: 81%; background-color: #0070C0; height: 10px;"></div> 81st |
| Immunology and Microbiology |         |   |
| Microbiology                | #36/150 | <div style="width: 76%; background-color: #0070C0; height: 10px;"></div> 76th |





# تصنيف المجلات العالمية ضمن سكوبس EX ANTE

## Filter refine list

Apply

Clear filters



## Display options

Display only Open Access journals

Counts for 4-year timeframe

No minimum selected

Minimum citations

Minimum documents

Citescore highest quartile

Show only titles in top 10 percent

1st quartile

2nd quartile

3rd quartile

4th quartile

## Source type

Journals

Book Series

Conference Proceedings

Trade Publications

20 results

[Download Scopus Source List](#) [Learn more about Scopus Source List](#)

| <input type="checkbox"/> All <input type="button" value="Export to Excel"/> <input type="button" value="Save to source list"/> |  | View metrics for year: 2020 |                                   |                     |                     |           |
|--|--|-----------------------------|-----------------------------------|---------------------|---------------------|-----------|
|  | Source title ↓   | CiteScore ↓                 | Highest percentile ↓              | Citations 2017-20 ↓ | Documents 2017-20 ↓ | % Cited ↓ |
| <input type="checkbox"/> 1   | Periodontology 2000                                      | 15.0                        | 95%<br>1/12<br>Periodontics       | 2,752               | 184                 | 99        |
| <input type="checkbox"/> 2   | International journal of oral science <i>Open Access</i> | 13.6                        | 99%<br>1/111<br>General Dentistry | 1,812               | 133                 | 80        |
| <input type="checkbox"/> 3   | Journal of Dental Research                               | 9.9                         | 98%<br>2/111<br>General Dentistry | 7,029               | 708                 | 88        |
| <input type="checkbox"/> 4   | Clinical Oral Implants Research                          | 8.6                         | 98%<br>1/49<br>Oral Surgery       | 5,618               | 655                 | 86        |
| <input type="checkbox"/> 5   | Dental Materials   | 8.4                         | 97%<br>3/111<br>General Dentistry | 6,385               | 764                 | 85        |
| <input type="checkbox"/> 6   | International Endodontic Journal                         | 7.6                         | 96%<br>4/111<br>General Dentistry | 4,655               | 611                 | 86        |
| <input type="checkbox"/> 7   | Journal of Endodontics                                   | 7.1                         | 95%<br>5/111                      | 7,679               | 1,086               | 88        |

# تصنيف المجالات العالمية ضمن سكوبس EX ANTE

## Clinical Oral Implants Research

Scopus coverage years: from 1990 to Present

Publisher: Wiley-Blackwell

ISSN: 0905-7161 E-ISSN: 1600-0501

Subject area: Dentistry: Oral Surgery

Source type: Journal

[View all documents >](#)

[Set document alert](#)

[Save to source list](#) [Source Homepage](#)

CiteScore 2020

8.6



SJR 2020

2.407



SNIP 2020

2.045



CiteScore

CiteScore rank & trend

Scopus content coverage



### Improved CiteScore methodology

CiteScore 2020 counts the citations received in 2017-2020 to articles, reviews, conference papers, book chapters and data papers published in 2017-2020, and divides this by the number of publications published in 2017-2020. [Learn more >](#)



CiteScore 2020



$$8.6 = \frac{5,618 \text{ Citations } 2017 - 2020}{655 \text{ Documents } 2017 - 2020}$$

Calculated on 05 May, 2021

CiteScoreTracker 2021

$$9.2 = \frac{5,289 \text{ Citations to date}}{572 \text{ Documents to date}}$$

Last updated on 06 April, 2022 - Updated monthly

CiteScore rank 2020



Category

Rank

Percentile

Dentistry

Oral Surgery

#1/49

98th

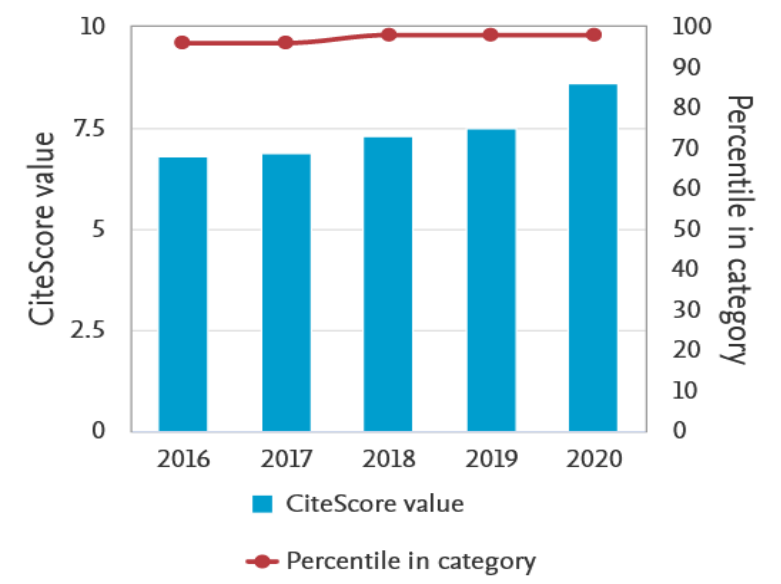


[Export content for category](#)

CiteScore rank ⓘ 2020 In category: Oral Surgery

| Rank       | Source title   | CiteScore 2020 | Percentile      |
|------------|--|----------------|-----------------|
| ☆ #1<br>49 | Clinical Oral Implants Research  | 8.6            | 98th percentile |
| ☆ #1       | Clinical Oral Implants Research  | 8.6            | 98th percentile |
| #2         | Oral Oncology  | 6.8            | 96th percentile |
| #3         | Clinical Implant Dentistry and Related Research                          | 5.8            | 94th percentile |
| #4         | Journal of Prosthodontic Research  | 5.4            | 92nd percentile |
| #5         | Journal of Oral Pathology and Medicine                                   | 5.2            | 90th percentile |
| #6         | Journal of Prosthetic Dentistry  | 4.8            | 88th percentile |
| #7         | International journal of oral implantology (New Malden, London, England) | 4.4            | 86th percentile |
| #8         | International Journal of Oral and Maxillofacial Implants                 | 4.0            | 84th percentile |
| #9         | Implant Dentistry  | 4.0            | 82nd percentile |
| #10        | International Journal of Oral and Maxillofacial Surgery                  | 3.9            | 80th percentile |
| #11        | Journal of Adhesive Dentistry  | 3.6            | 78th percentile |
| #12        | Journal of Cranio-Maxillo-Facial Surgery                                 | 3.6            | 76th percentile |

CiteScore trend



# البحث العلمي النوعي

## EX POST

- قد يقوم الباحث بنشر مقال علمي نوعي وهام في مجال اختصاص معين، على سبيل المثال بناءً على دعوة من مجلة متخصصة، دون التركيز على معامل تأثير المجلة أو في أي ربع تقع (Q1.....Q4). بعدما يتم نشر المقال تقوم قاعدة البيانات بحساب قيمة لتأثير هذا المقال وفق معادلة تعتمد بشكل أساسي على عدد الاستشهادات خلال فترة زمنية معينة وعلى طبيعة المقال (مقال بحثي، دراسة مرجعية، تقرير، حالة سريرية...)، كما تأخذ بعين الاعتبار عدد مرات التنزيل للمقال.
- بشكل منطقي تكون هذه المقالات هي نفسها المنشورة في مجلات ضمن DI على اعتبار انها تشمل المعايير العلمية الأصعب للنشر والتحكيم فيها عالي السوية، ولكن هناك حالات لمقالات نشرت في Q2 وحصلت على علامة التميز بتأثير المقال البعدي.
- مثال مقال الدكتور مروان الراعي، الذي قام بنشره بناءً على دعوة من المجلة

# البحث العلمي النوعي EX POST



**Marwan Al-Raei**

Damascus University

Verified email at damascusuniversity.edu.sy - [Homepage](#)

[Physics](#) [Chemistry](#) [Mathematics](#)

 FOLLOW



| TITLE  | CITED BY | YEAR |
|--|----------|------|
| <a href="#">The basic reproduction number of the new coronavirus pandemic with mortality for India, the Syrian Arab Republic, the United States, Yemen, China, France, Nigeria and Russia ...</a><br>M Al-Raei<br>Clinical epidemiology and global health 9, 147-149 | 43       | 2021 |
| <a href="#">The forecasting of COVID-19 with mortality using SIRD epidemic model for the United States, Russia, China, and the Syrian Arab Republic</a><br>M Al-Raei<br>AIP Advances 10 (6), 065325  | 19       | 2020 |
| <a href="#">A numerical method for fractional Schrödinger equation of Lennard-Jones potential</a><br>M Al-Raei, MS El-Daher<br>Physics Letters A 383 (26), 125831  | 17       | 2019 |
| <a href="#">On: New optical soliton solutions for nonlinear complex fractional Schrödinger equation via new auxiliary equation method and novel (G'/G)-expansion method</a><br>M Al-Raei, MS El-Daher<br>Pramana 94 (1), 9   | 13       | 2019 |

# Clinical Epidemiology and Global Health

Open Access

Scopus coverage years: from 2013 to Present

Publisher: Elsevier

E-ISSN: 2213-3984

Subject area: Medicine: Public Health, Environmental and Occupational Health Medicine: Infectious Diseases Medicine: Microbiology (medical)  
Medicine: Epidemiology

Source type: Journal

[View all documents >](#) [Set document alert](#) [Save to source list](#)

CiteScore 2020 **1.6**

SJR 2020 **0.361**

SNIP 2020 **1.040**

CiteScore CiteScore rank & trend Scopus content coverage

**i** Improved CiteScore methodology

CiteScore 2020 counts the citations received in 2017-2020 to articles, reviews, conference papers, book chapters and data papers published in 2017-2020, and divides this by the number of publications published in 2017-2020. [Learn more >](#)

CiteScore 2020

**1.6** =  $\frac{684 \text{ Citations 2017 - 2020}}{434 \text{ Documents 2017 - 2020}}$

Calculated on 05 May, 2021


CiteScoreTracker 2021

**2.7** =  $\frac{1,806 \text{ Citations to date}}{675 \text{ Documents to date}}$

Last updated on 06 April, 2022 - Updated monthly

## CiteScore rank 2020

| Category   | Rank     | Percentile |
|--|----------|------------|
| Medicine<br>Public Health, Environmental and Occupational Health | #351/526 | 33rd       |
| Medicine<br>Infectious Diseases                                  | #207/288 | 28th       |



# البحث العلمي كماً ونوعاً وأثره في النمو الاقتصادي

---

- The empirical literature examining the relationship between research output and economic growth.
- Without distinguishing research fields (e.g., De Moya-Anegón and Herrero-Solana 1999; Lee et al. 2011; Inglesi-Lotz et al. 2014, 2015; Ntuli et al. 2015; Solarin and Yen 2016).
- Other studies have focused on given research fields—chemical engineering (Hart and Sommerfeld 1998); economics (Jin 2009, 2010); biotechnology (Yasgül and Güris 2016)—or a wide set of research fields, the vast majority of which focused on “hard sciences”, such as physical sciences, technology, or life sciences and biomedicine (Vinkler 2008; Jaffe et al. 2013; Inglesi-Lotz and Pouris 2013; Laverde-Rojas and Correa 2019).

# التصنيف العالمي يعتمد بشكل رئيسي على البحث العلمي النوعي في الجامعات



## Syrian Arab Republic

| ranking | World Rank | University  | Det. | Impact Rank* | Openness Rank* | Excellence Rank* |
|---------|------------|---|------|--------------|----------------|------------------|
| 1       | 3173       | <a href="#">Damascus University</a>   |      | 6856         | 3165           | 3531             |
| 2       | 4332       | <a href="#">Tishreen University</a>   |      | 12508        | 3195           | 4468             |
| 3       | 4750       | <a href="#">University of Aleppo</a>  |      | 15041        | 3942           | 4422             |
| 4       | 5833       | <a href="#">Al Baath University</a>   |      | 13672        | 3785           | 5973             |
| 5       | 5973       | <a href="#">Institut Supérieur des Sciences Appliquées et de Technologie Damas</a>                        |      | 9722         | 4596           | 6216             |
| 6       | 7451       | <a href="#">Arab International University Damas</a>   |      | 13694        | 3574           | 6650             |
| 7       | 7797       | <a href="#">Syrian Private University (International Private University for Science &amp; Technology)</a> |      | 13762        | 3887           | 6650             |
| 8       | 8874       | <a href="#">Syrian Virtual University</a>   |      | 11039        | 5571           | 6650             |
| 9       | 9493       | <a href="#">Institut Français du Proche-Orient Damas</a>  |      | 6468         | 6492           | 6650             |
| 10      | 9772       | <a href="#">University of Kalamoon</a>  |      | 15414        | 4672           | 6650             |
|         | 9831       | <a href="#">Al Andalus University for Medical Sciences</a>  |      | 16225        | 4423           |                  |
| 12      | 11588      | <a href="#">Hama University</a>   |      | 19473        | 4020           | 6650             |
|         | 13521      | <a href="#">International University for Science &amp; Technology</a>                                     |      | 15159        | 6079           |                  |
| 14      | 13889      | <a href="#">Al Ham Private University</a>   |      | 20343        | 4732           | 6650             |
| 15      | 14661      | <a href="#">Academy of Health Sciences</a>  |      | 13226        | 6492           | 6650             |





# التصنيف العالمي يعتمد بشكل رئيسي على البحث العلمي النوعي في الجامعات

## Syrian Arab Republic

| ranking | World Rank▲ | University  | Det. | Impact Rank* | Openness Rank* | Excellence Rank* |
|---------|-------------|---|------|--------------|----------------|------------------|
| 1       | 3310        | <a href="#">Damascus University</a>   | 👉    | 6872         | 3301           | 3318             |
| 2       | 4539        | <a href="#">Tishreen University</a>   | 👉    | 12640        | 3394           | 4198             |
| 3       | 4911        | <a href="#">Institut Supérieur des Sciences Appliquées et de Technologie Damascus</a>                     | 👉    | 10851        | 4759           | 4900             |
| 4       | 4973        | <a href="#">University of Aleppo</a>  | 👉    | 14728        | 4160           | 4398             |
| 5       | 5702        | <a href="#">Arab International University Damascus</a>  | 👉    | 12815        | 3718           | 5762             |
| 6       | 5804        | <a href="#">Al Baath University</a>   | 👉    | 13514        | 4263           | 5679             |
| 7       | 6527        | <a href="#">Al Andalus University for Medical Sciences</a>  | 👉    | 16946        | 4620           | 5762             |
| 8       | 7140        | <a href="#">Syrian Private University (International Private University for Science &amp; Technology)</a> | 👉    | 13991        | 4218           | 6488             |
| 9       | 7167        | <a href="#">University of Kalamoon</a>  | 👉    | 15833        | 5163           | 6132             |
| 10      | 9314        | <a href="#">International University for Science &amp; Technology</a>                                     | 👉    | 15208        | 7192           | 6283             |
| 11      | 9559        | <a href="#">Hama University</a>   | 👉    | 16958        | 4453           | 6775             |
| 12      | 9610        | <a href="#">Institut Français du Proche-Orient Damas</a>  | 👉    | 6492         | 7420           | 7190             |
| 13      | 10380       | <a href="#">Syrian Virtual University</a>   | 👉    | 11351        | 6227           | 7190             |

| INDICATORS                    | MEANING                 | METHODOLOGY   | SOURCE                        | WEIGHT |
|-------------------------------|-------------------------|---|-------------------------------|--------|
| PRESENCE                      | Public knowledge shared | <b>DISCONTINUED</b>   |                               |        |
| VISIBILITY                    | Web contents Impact     | Number of external networks (subnets) linking to the institution's webpages (normalized and then the maximum value is chosen)                                 | Ahrefs<br>Majestic            | 50%    |
| TRANSPARENCY<br>(or OPENNESS) | Top cited researchers   | Number of citations from <b>Top 210 authors</b> (excl. top 20 outliers)<br>See <a href="#">Transparent Ranking</a> for additional info                        | Google<br>Scholar<br>Profiles | 10%    |
| EXCELLENCE<br>(or SCHOLAR)    | Top cited papers        | Number of papers amongst the top 10% most cited in each one of the all 27 disciplines of the full database<br>Data for the five year period: <b>2015-2019</b> | Scimago                       | 40%    |

# IMPACT RANK

Summary Upgrade Topics Ref Domains Backlinks Context New Lost Anchor Text Pages Related Sites Advanced Tools Link Graph Actions

Would you like to switch to the entire [damascusuniversity.edu.sy](http://damascusuniversity.edu.sy) domain? There are 25,393 external referring URLs.

### TRUST FLOW



Link Quality

### TOPICAL TRUST FLOW

- Arts / Television
- Recreation / Radio
- Science / Social Sciences
- Computers / Software / Internet

Available to subscribers

### CITATION FLOW



Link Volume

### LINK GRAPH



Available to subscribers

### LINK PROFILE



Available to subscribers

## جامعة دمشق

### EXTERNAL INBOUND LINKS

FRESH  
6,604

HISTORIC

972,181

Incoming links from other websites / External Referring Domains

### ... AFTER NOISE REDUCTION

FRESH  
2,347 (-64%)

[What's this?](#)

A temporary count that

### REFERRING DOMAINS

FRESH  
412

HISTORIC

2,149

Unique domains linking to this site

### REFERRING IPS

FRESH  
Subscribe

HISTORIC

Subscribe

Unique IPs hosting referring domains

### REFERRING SUBNETS

FRESH  
Subscribe

HISTORIC

Subscribe

Unique Class-C subnets

## Backlink profile for <http://www.damascusuniversity.edu.sy/>

Domain including subdomains

Domain Rating

50

Backlinks

20,096

90% dofollow

Referring Domains

868

70% dofollow











Top 100 backlinks Top 5 anchors Top 5 pages One link per domain

| Referring page  | DR | UR | Referring Domains | Traffic | Anchor and backlink   |
|---|----|----|-------------------|---------|---|
| وزارة التربية<br><a href="http://moed.gov.sy/site/">moed.gov.sy/site/</a><br>UR   | 51 | 43 | 290               | 16,748  | IMAGE<br>جامعة دمشق<br><a href="http://www.damascusuniversity.edu.sy">www.damascusuniversity.edu.sy</a>   |
| أبجدية عربية - ويكيبيديا<br><a href="https://ar.wikipedia.org/wiki/أبجدية_عربية">ar.wikipedia.org/wiki/أبجدية_عربية</a><br>UR WIKIS | 90 | 40 | 436               | 27,643  | NOFOLLOW<br>أصوات العربية من الترتيب الأبجدي إلى الترتيب الصوتي. بحث بقلم الدكتور محمود مبارك عبد الله عبيدات<br><a href="http://www.damascusuniversity.edu.sy/mag/human/images/stories/3-2013/a/167-203.pdf">www.damascusuniversity.edu.sy/mag/human/images/stories/3-2013/a/167-203.pdf</a> |
| The Middle East university list - Your Middle East  | 55 | 37 | 135               | 11      | CONTENT   |

Want to see all 20,096 backlinks? Try us. [Sign up for Ahrefs](#)

# OPENNESS RANK



- |   |   |            |
|---|---|------------|
|    | <b>Eiad Reiad Ali-Deeb</b><br>Tutor of animal production (Faculty of Agriculture), Damascus University<br>Verified email at <a href="mailto:damascusuniversity.edu.sy">damascusuniversity.edu.sy</a><br><a href="#">Animal Biotechnology</a> <a href="#">Animal production</a> <a href="#">Animal Physiology and Genetics</a>   | Cited by 3 |
|    | <b>Dr. Nisreen ALshibeh ALwattar</b><br>عضو هيئة تدريسية جامعة دمشق<br>Verified email at <a href="mailto:damascusuniversity.edu.sy">damascusuniversity.edu.sy</a><br><a href="#">الكيمياء التحليلية ( التحليل الكهربائي )</a> ...   | Cited by 3 |
|    | <b>Hoda Habbal</b><br>Prof. assistant/Damascus university/ food science department<br>Verified email at <a href="mailto:damascusuniversity.edu.sy">damascusuniversity.edu.sy</a><br><a href="#">Food chemistry and quality</a>  | Cited by 3 |
|    | <b>Juhaina Alghdir</b><br>Department of Chemistry, Faculty of Science, Damascus University<br>Verified email at <a href="mailto:damascusuniversity.edu.sy">damascusuniversity.edu.sy</a><br><a href="#">Polymers</a> <a href="#">Co-polymerization</a> <a href="#">Conducting Polymers</a> <a href="#">Polyanilines</a> <a href="#">Nono-particles</a>                  | Cited by 3 |
|    | <b>Ibrahim Alloush</b><br>Damascus University, College of Economics<br>Verified email at <a href="mailto:damascusuniversity.edu.sy">damascusuniversity.edu.sy</a><br><a href="#">Growth Theory</a> <a href="#">Political Economy</a> <a href="#">International Economics</a>  | Cited by 2 |
|    | <b>alaa zam</b><br>Miss<br>Verified email at <a href="mailto:damascusuniversity.edu.sy">damascusuniversity.edu.sy</a><br><a href="#">Pharmaceutical ans pharmaceut...</a>   | Cited by 2 |
|    | <b>Anas Jaber</b><br>Teaching assistant, Damascus University Faculty of Dental Medicie<br>Verified email at <a href="mailto:damascusuniversity.edu.sy">damascusuniversity.edu.sy</a><br><a href="#">Dentistry</a> <a href="#">Chemistry</a> <a href="#">Research</a> <a href="#">Politics</a> <a href="#">Computer</a>  | Cited by 2 |
|   | <b>Feras Ahmmad Sulaiman</b><br>Phd student of OMFS , University of Damascus<br>Verified email at <a href="mailto:damascusuniversity.edu.sy">damascusuniversity.edu.sy</a><br><a href="#">Dintistry</a>   | Cited by 1 |
|  | <b>Ghandi Hessam</b><br>PhD in Information Technology Engineering, Networks and Operating Systems<br>Engineering<br>Verified email at <a href="mailto:damascusuniversity.edu.sy">damascusuniversity.edu.sy</a><br><a href="#">Software Defined Networks (SDN)</a> <a href="#">Security of SDN</a> <a href="#">Computer Networks</a><br><a href="#">Network Security</a> | Cited by 1 |
|  | <b>Abd Al Karim Jaafar</b><br>Damascus university<br>Verified email at <a href="mailto:damascusuniversity.edu.sy">damascusuniversity.edu.sy</a><br><a href="#">soil sciences</a>  |            |

# OPENNESS RANK

## الفرص الضائعة

• لتحقيق تحسن ملحوظ في رفع تصنيف جامعة دمشق، من الممكن إضافة للبحث العلمي النوعي، إجراء الخطوات التالية:

١. التواصل مع الباحثين المسجلين باسم جامعة دمشق والذين لم يسجلوا حساباتهم على غوغل سكولار على أيميل الجامعة، وحثهم على تسجيل الايميل الرسمي للجامعة على حساباتهم.

٢. العمل على منح طلاب الدراسات العليا في الجامعة وبشكل خاص الناشرين في المجلات العالمية النوعية باسم الجامعة، ايميل رسمي وحثهم على إنشاء حساب على غوغل سكولر واعتماد ايميل الجامعة في الحساب.



**muhesen sultan**

**damascus university**

Verified email at [damascusuniversity.edu.sy](mailto:damascusuniversity.edu.sy)

Cited by 1762



**Waled Khaled**

Teacher of Simulation, **Damascus University**

[nonparametric regression models](#) [Simulation Methods](#) [Data Analysis](#)

Cited by 1761



**Sami Kabbani**

Professor of medicine, **damascus university**

Verified email at [damascusuniversity.edu.sy](mailto:damascusuniversity.edu.sy)

Cited by 1084



**Fatima Abbas**

MD, **Damascus University**

[Medicine](#) [Medical education](#) [Cancer](#) [Immunology](#)

Cited by 971



**Dr. Bilal Zaarour**

**Damascus University & Donghua University**

Verified email at [mail.dhu.edu.cn](mailto:mail.dhu.edu.cn)

[Nanofibers](#) [Surface Morphology](#) [Nanotechnology](#) [Nanomaterials Engineering Applications](#)

Cited by 347



**Mayadah Hassan**

Lecturer of Business Management, Faculty of Economics, **Damascus University**

[Supply Chain Management](#)

Cited by 622



**Samer Haidar**

Professor of Pharmaceutical and Medicinal chemistry **Damascus University**, Syria

Verified email at [uni-muenster.de](mailto:uni-muenster.de)

[Medicinal chemistry](#) [Drug discovery](#) [Cancer treatment](#)

Cited by 613



**Prof. Dr. shehadeh kaskous**

**Damascus University**, Siliconform

Animal Science physiology of Lactation Department of Research and De...

Cited by 267



**Mohammad Karam Chaaban**

Medical student, **Damascus University**

Interventional Radiology and Inte...

Cited by 227



**Amir Alkhabbaz**

Architecture, **damascus university**

architecture

Cited by 220



**Loubna Mokrani**

Assistant Professor, **Damascus University**

Molecular Biology, Biotechnolog...

Cited by 199



**Hussam Milly**

Associate Professor, **Damascus University**

Verified email at kcl.ac.uk

Enamel Reminerlisation Bioactive glass Air-abrasion Caries

Cited by 194



**Sami Jomaa**

Faculty of Medicine, **Damascus University**, Damascus, Syria

Cited by 193




**Youssef Kozah, MD**

master in orthopedic surgery, **Damascus university**

Medicine Surgery Orthopedic

Cited by 191



**Bayan Khalifa**

**Damascus University**

Strategic Management Higher Education Leadership Organizational Learning  
Internationalization

Cited by 186

# SCIMAGO INSTITUTIONS RANKINGS METHODOLOGY

---

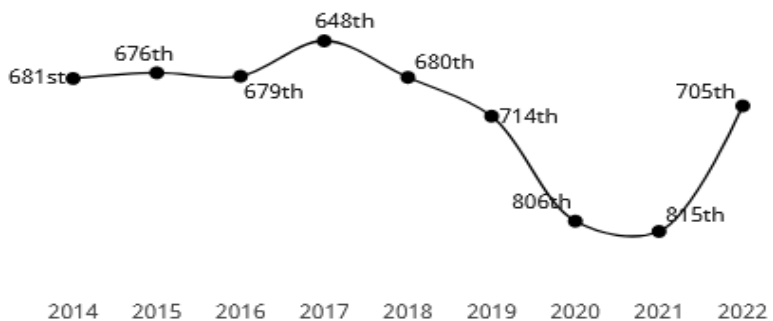




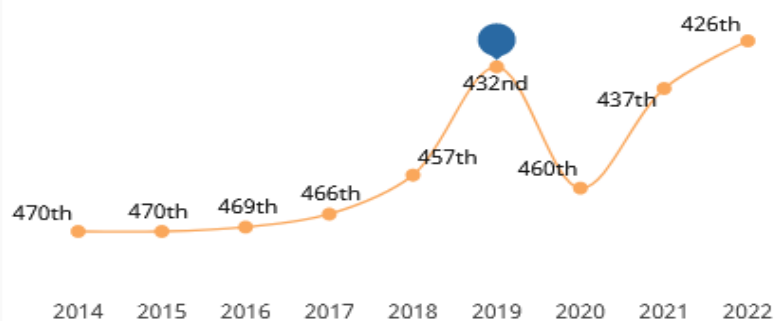
| FACTOR                    | INDICATOR                        | WEIGHT                    |
|---------------------------|----------------------------------|---------------------------|
| Research (50%)            | Normalized Impact (NI)           | 13%                       |
|                           | Excellence with Leadership (EwL) | 8%                        |
|                           | Output (O)                       | 8%                        |
|                           | Scientific Leadership (L)        | 5%                        |
|                           | Not Own Journals (NotOJ)         | 3%                        |
|                           | Own Journals (OJ)                | 3%                        |
|                           | Excellence (Exc)                 | 2%                        |
|                           | High Quality Publications (Q1)   | 2%                        |
|                           | International Collaboration (IC) | 2%                        |
|                           | Open Access (OA)                 | 2%                        |
|                           | Scientific Talent Pool (STP)     | 2%                        |
|                           | Innovation (30%)                 | Innovative Knowledge (IK) |
| Patents (PT)              |                                  | 10%                       |
| Technological Impact (TI) |                                  | 10%                       |
| Societal (20%)            | Altmetrics (AM)                  | 10%                       |
|                           | Inbound Links (BN)               | 5%                        |
|                           | Web Size (WS)                    | 5%                        |

38%  
30% for quality in publication

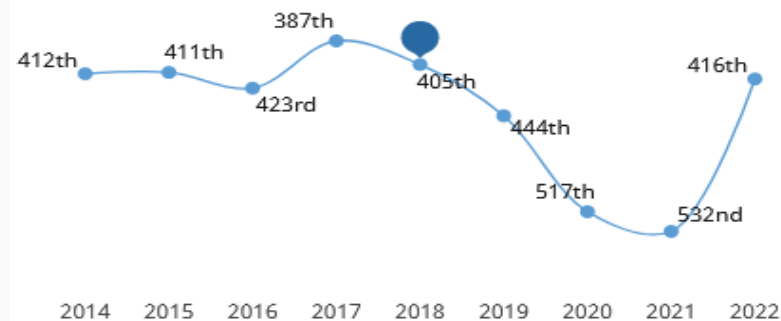
Overall Rank



Research Rank



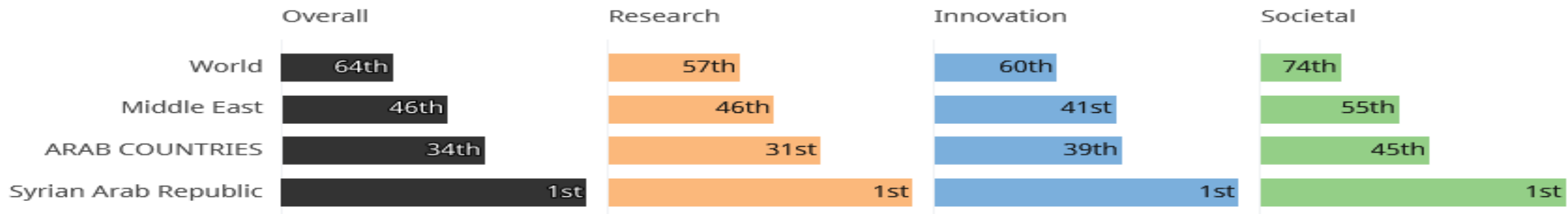
Innovation Rank



Societal Rank



Compared to Universities sector (percentiles)



| Area   |   | World             | Middle East       | ARAB COUNTRIES    | Syrian Arab Republic |
|--|---|-------------------|-------------------|-------------------|----------------------|
| Agricultural and Biological Sciences         |   | 641 <sup>st</sup> | 113 <sup>th</sup> | 65 <sup>th</sup>  | 1 <sup>st</sup>      |
| Biochemistry, Genetics and Molecular Biology |   | 773 <sup>rd</sup> | 72 <sup>nd</sup>  | 37 <sup>th</sup>  | 1 <sup>st</sup>      |
| Chemistry                                    |   | 930 <sup>th</sup> | 255 <sup>th</sup> | 158 <sup>th</sup> | 1 <sup>st</sup>      |
| Dentistry                                    |   | 270 <sup>th</sup> | 29 <sup>th</sup>  | 15 <sup>th</sup>  | 1 <sup>st</sup>      |
| Earth and Planetary Sciences                 |   | 515 <sup>th</sup> | 97 <sup>th</sup>  | 63 <sup>rd</sup>  | 1 <sup>st</sup>      |
| Environmental Science                        |   | 629 <sup>th</sup> | 156 <sup>th</sup> | 108 <sup>th</sup> | 1 <sup>st</sup>      |
| Medicine                                     | + | 854 <sup>th</sup> | 173 <sup>rd</sup> | 103 <sup>rd</sup> | 1 <sup>st</sup>      |
| Pharmacology, Toxicology and Pharmaceuticals |   | 849 <sup>th</sup> | 207 <sup>th</sup> | 123 <sup>rd</sup> | 1 <sup>st</sup>      |



## مقترحات وتوصيات

- التركيز على البحث العلمي والنشر الخارجي العالي الجودة لرفع تصنيف الجامعة (كون الاعتماد في التصنيف على عدد الاقتباسات وليس على عدد الابحاث المنشورة)
- اعتماد محور بحثي واحد دقيق في كل قسم وتحفيز طلاب الدراسات العليا لاعتماده في أبحاثهم وتشجيعهم على الاقتباس من زملائهم
- منح علامة التميز لطلاب الدراسات العليا لكل من نشر ضمن DI دكتوراه، QI ماجستير.
- خلق وحدة دعم فني للبحث العلمي على مستوى الجامعة لنشر ثقافة البحث العلمي النوعي بين طلاب الدراسات العليا، وتقديم كل أنواع الدعم للطلاب الراغبين في النشر في مجلات عالمية محكمة.
- تقديم مكافأة مجزية لكل نشرة ضمن 10% percentile، وضمن QI لقاء صعوبة النشر في تلك المجالات ولما له من دور كبير في رفع تصنيف الجامعات ودعم واقع البحث العلمي النوعي فيه.

معاً لدعم وتطوير البحث العلمي  
الأمل بالعمل

---

شكراً لحسن إصغائكم